



ТЕМПЕРИЛОДЖИСТИКСЕООД  
TEMPERI LOGISTICS LTD




# Export from Uzbekistan

Analysis of exports of goods

2024





## Uzbekistan

- Capital: Tashkent
- Territory: 447,400 km sq. km.
- Population: 35.27 million
- GDP: 80.40 billion USD (2022)
- National currency: soum
- Official language: Uzbek






### The economy of Uzbekistan is formed by:

- industry (26.7%),
- agriculture (25.1%),
- other services (27.5%),
- construction (6.7%),
- trade and catering (7%),
- transportation and storage (7%).





## Foreign economic activity

Foreign trade turnover (goods and services) in 2022 amounted to \$50 billion (18.6% growth against the level of 2021), exports - \$19.3 billion (15.9% growth), imports - \$30.7 billion (20.4% growth). The foreign trade balance was negative in the amount of "minus" \$11.4 billion.

Gold exports in 2022 amounted to \$4.3 billion (the share of gold in the total exports of goods/services - 22.3%).

Foreign trade turnover of the Republic of Uzbekistan with the CIS countries in 2022 (share in foreign trade turnover 42.8%) amounted to \$19.2 billion. Of this, exports amounted to \$7.9 billion, imports - \$11.3 billion.

**Main export items:** manufactured goods, gold, chemicals and similar products, food and live animals, mineral fuels, services.

**Main import items:** machinery and equipment, manufactured goods, pharmaceutical and chemical products, food and live animals, petroleum products, services.







## Uzbekistan Exports by Category

According to the UN COMTRADE international trade database, Uzbekistan's exports by category (in US dollars) for 2022 are as follows:


| Uzbekistan Exports by Category                        | Value     |
|---|-----------|
| Pearls, precious stones, metals, coins                | \$4.31B   |
| Cotton  | \$1.61B   |
| Mineral fuels, oils, distillation products            | \$1.22B   |
| Copper  | \$1.11B   |
| Articles of apparel, knit or crocheted                | \$837.71M |
| Edible fruits, nuts, peel of citrus fruit, melons     | \$618.59M |
| Edible vegetables and certain roots and tubers        | \$478.27M |
| Fertilizers   | \$412.80M |
| Plastics  | \$410.01M |
| Machinery, nuclear reactors, boilers                  | \$407.65M |
| Vehicles other than railway, tramway                  | \$357.84M |
| Commodities not specified according to kind           | \$319.80M |
| Knitted or crocheted fabric                           | \$307.80M |
| Milling products, malt, starches, inlin, wheat gluten | \$272.07M |
| Zinc  | \$239.73M |
| Electrical, electronic equipment                      | \$201.45M |
| Iron and steel  | \$188.31M |
| Other made textile articles, sets, worn clothing      | \$161.40M |
| Inorganic chemicals, precious metal compound, isotope | \$101.08M |



| Uzbekistan Exports by Category                              | Value     |
|---|-----------|
| Ceramic products  | \$100.69M |
| Silk  | \$94.07M  |
| Salt, sulphur, earth, stone, plaster, lime and cement       | \$91.17M  |
| Articles of apparel, not knit or crocheted                  | \$84.08M  |
| Articles of iron or steel                                   | \$68.38M  |
| Tobacco and manufactures tobacco substitutes                | \$66.35M  |
| Paper and paperboard, articles of pulp, paper and board     | \$64.32M  |
| Manmade staple fibers                                       | \$58.84M  |
| Aluminum  | \$54.71M  |
| Wadding, felt, nonwovens, yarns, twine, cordage             | \$54.37M  |
| Miscellaneous chemical products                             | \$48.10M  |
| Footwear, gaiters and the like,                             | \$46.33M  |
| Vegetable, fruit, nut food preparations                     | \$45.18M  |
| Beverages, spirits and vinegar                              | \$44.31M  |
| Carpets and other textile floor coverings                   | \$43.99M  |
| Residues, wastes of food industry, animal fodder            | \$40.63M  |
| Oil seed, oleagic fruits, grain, seed, fruits               | \$38.01M  |
| Stone, plaster, cement, asbestos, mica or similar materials | \$35.52M  |
| Miscellaneous manufactured articles                         | \$35.44M  |
| Glass and glassware   | \$34.81M  |
| Pulp of wood, fibrous cellulosic material, waste            | \$34.78M  |
| Raw hides and skins (other than furskins) and leather       | \$34.71M  |




| Uzbekistan Exports by Category                           | Value    |
|--|----------|
| Lac, gums, resins  | \$34.69M |
| Base metals not specified elsewhere, cermets.            | \$33.84M |
| Animal, vegetable fats and oils, cleavage products       | \$33.66M |
| Pharmaceutical products                                  | \$24.96M |
| Furniture, lighting signs, prefabricated buildings       | \$22.97M |
| Ores slag and ash  | \$22.80M |
| Products of animal origin                                | \$22.48M |
| Special woven or tufted fabric, lace, tapestry           | \$21.79M |
| Dairy products, eggs, honey, edible products             | \$19.96M |
| Cereal, flour, starch, milk preparations and products    | \$18.97M |
| Wood and articles of wood, wood charcoal                 | \$18.97M |
| Miscellaneous articles of base metal                     | \$17.57M |
| Tanning, dyeing extracts, tannins, derivatives, pigments | \$16.98M |
| Soaps, lubricants, waxes, candles, modelling pastes      | \$15.43M |
| Rubbers  | \$14.15M |
| Organic chemicals  | \$13.44M |
| Optical, photo, technical, medical apparatus             | \$12.47M |
| Cocoa and cocoa preparations                             | \$11.61M |
| Coffee, tea, mate and spices                             | \$11.54M |
| Aircraft, spacecraft                                     | \$11.39M |
| Cereals  | \$10.09M |
| Articles of leather, animal gut, harness, travel good    | \$10.06M |



| Uzbekistan Exports by Category   | Value     |
|--|-----------|
| Sugars and sugar confectionery   | \$9.55M   |
| Toys, games, sports requisites   | \$8.69M   |
| Essential oils, perfumes, cosmetics, toileteries                           | \$8.63M   |
| Printed books, newspapers, pictures  | \$8.16M   |
| Manmade filaments  | \$7.99M   |
| Lead   | \$6.49M   |
| Live animals   | \$6.22M   |
| Headgear and   | \$5.44M   |
| Railway, tramway locomotives, rolling stock, equipment                     | \$5.32M   |
| Miscellaneous edible preparations  | \$3.78M   |
| Albuminoids, modified starches, glues, enzymes                             | \$2.54M   |
| Impregnated, coated or laminated textile fabric                            | \$2.38M   |
| Live trees, plants, bulbs, roots, cut flowers                              | \$1.94M   |
| Fish, crustaceans, molluscs, aqautics invertebrates                        | \$1.93M   |
| Tools, implements, cutlery of base metal                                   | \$1.89M   |
| Wool, animal hair, horsehair yarn and fabric                               | \$1.75M   |
| Vegetable textile fibers not specified elsewhere, paper yarn, woven fabric | \$1.51M   |
| Explosives, pyrotechnics, matches, pyrophorics                             | \$1.50M   |
| Meat, fish and seafood preparations  | \$1.11M   |
| Bird skin, feathers, artificial flowers, human hair                        | \$990.53K |
| Nickel   | \$626.29K |







## Uzbekistan Exports by Category

Value

|  |           |
|--|-----------|
| Furskins and artificial fur, manufactures        | \$593.39K |
| Photographic or cinematographic goods            | \$383.17K |
| Meat and edible meat offal                       | \$215.93K |
| Ships, boats, and other floating structures      | \$163.75K |
| Musical instruments, parts and accessories       | \$68.19K  |
| Vegetable plaiting materials, vegetable products | \$49.91K  |
| Manufacturers of plaiting material, basketwork   | \$48.86K  |
| Clocks and watches                               | \$18.30K  |
| Works of art, collectors' pieces and antiques    | \$8.34K   |
| Umbrellas, walking-sticks, seat-sticks, whips    | \$1.19K   |
| Cork and articles of cork                        | \$102     |
| Tin  | \$2.28K   |





The following are the categories of Uzbekistan's merchandise exports for 2022 in percentage terms:

|  |  |   |   |   |   |   |
|--|--|---|---|---|---|---|
| Pearls, Precious Stones, Metals, Coins | Mineral Fuels, Oils, Distillation Products | Edible Fruits, Nuts, Peel of Citrus Fruit, Melons | Edible Vegetables and Certain Roots and Tubers        | Fertilizers                                 | Plastics                                    |   |
|  |  | 4.0%  | 3.1%  | 2.7%  | 2.7%  |   |
|  | Copper                                     | Machinery, Nuclear Reactors, Boilers              | Milling Products, Malt, Starches, Inlin, Wheat Gluten | Zinc  | Electrical, Electronic Equipment            | Iron and Steel                              |
|  |  | 2.7%  | 1.8%  | 1.6%  | 1.3%  | 1.2%  |
| Cotton                                 | Articles of Apparel, Knit or Crocheted     | Vehicles Other Than Railway, Tramway              | Other Made Textile Articles, Not Knit or Crocheted    | Articles of Iron or Steel                   | Articles of Plastic                         |   |
|  |  | 2.3%  | 1.1%  | 0.55%                                       | 0.43%                                       | 0.42%                                       |
|  | 28%  | 7.3%  | Commodities Not Specified According to Kind           | Commodities Not Specified According to Kind | Commodities Not Specified According to Kind | Commodities Not Specified According to Kind |
| Cotton                                 | Articles of Apparel, Knit or Crocheted     | 2.1%  | 0.66%   | 0.27%                                       | 0.25%                                       |   |
|  |  | Knitted or Crocheted Fabric                       | 2.0%  | 0.66%                                       | 0.39%                                       | 0.33%                                       |
|  |  |   | 0.62%   | 0.30%                                       | 0.27%                                       | 0.23%                                       |
| 11%                                    | 5.5%                                       | 0.60%   | 0.29%   | 0.22%                                       | 0.22%                                       |   |

According to the latest data from the State Statistics Committee of Uzbekistan, Uzbekistan's exports fell to \$1,304.80 million in September from \$1,480.20 million in August 2023. Uzbekistan's exports averaged US\$ 1989.27 million from 2000 to 2023, reaching a record high of US\$ 14322.70 million in December 2013 and a record low of US\$ 568.90 million in January 2017.




Below is the schedule of Uzbekistan's exports in value terms from December 2022 to September 2023.




**Uzbekistan's foreign trade by commodity groups for the period from 01.01.2023 to 31.10.2023.**

Indicators of Uzbekistan's exports by commodity groups with all countries for 10 months of 2023 amounted to 20,470.23 million U.S. dollars, which is shown in the table below:




**Export 2023/ thousand US dollar**


| HS code | Name   | Value     |
|---------|--|-----------|
| 01      | Live animals   | 4607,62   |
| 02      | Meat and edible meat offal   | 896,95    |
| 03      | Fish and crustaceans, molluscs and other aquatic invertebrates   | 1132,28   |
| 04      | Dairy produce; birds' eggs; natural honey; edible products of animal origin, not elsewhere specified or included         | 9463,57   |
| 05      | Products of animal origin, not elsewhere specified or included   | 11617,73  |
| 06      | Live trees and other plants; bulbs, roots and the like; cut flowers and ornamental foliage                               | 2907,95   |
| 07      | Edible vegetables and certain roots and tubers   | 415999,01 |
| 08      | Edible fruit and nuts; peel of citrus fruit or melons  | 482028,68 |
| 09      | Coffee, tea, maté and spices   | 10997,53  |
| 10      | Cereals  | 41409,73  |
| 11      | Products of the milling industry; malt; starches; inulin; wheat gluten   | 355152,69 |
| 12      | Oil seeds and oleaginous fruits; miscellaneous grains, seeds and fruit; industrial or medicinal plants; straw and fodder | 18272,76  |
| 13      | Lac; gums, resins and other vegetable saps and extracts  | 28399,44  |




| HS code | Name   | Value    |
|---------|--|----------|
| 14      | Vegetable plaiting materials; vegetable products not elsewhere specified or included   | 12,47    |
| 15      | Animal, vegetable or microbial fats and oils and their cleavage products; prepared edible fats; animal or vegetable waxes  | 12938,30 |
| 16      | Preparations of meat, of fish, of crustaceans, molluscs or other aquatic invertebrates, or of insects  | 1824,38  |
| 17      | Sugars and sugar confectionery   | 5954,97  |
| 18      | Cocoa and cocoa preparations   | 10958,36 |
| 19      | Preparations of cereals, flour, starch or milk; pastrycooks' products  | 16499,61 |
| 20      | Preparations of vegetables, fruit, nuts or other parts of plants   | 62997,17 |
| 21      | Miscellaneous edible preparations  | 3605,10  |
| 22      | Beverages, spirits and vinegar   | 53868,53 |
| 23      | Residues and waste from the food industries; prepared animal fodder  | 22831,61 |
| 24      | Tobacco and manufactured tobacco substitutes; products, whether or not containing nicotine, intended for inhalation without combustion; other nicotine containing products intended for the intake of nicotine into the human body | 45984,59 |



| HS code | Name  | Value     |
|---------|---|-----------|
| 25      | Salt; sulphur; earths and stone; plastering materials, lime and cement  | 29114,04  |
| 26      | Ores, slag and ash  | 8687,97   |
| 27      | Mineral fuels, mineral oils and products of their distillation; bituminous substances; mineral waxes  | 768292,80 |
| 28      | Inorganic chemicals; organic or inorganic compounds of precious metals, of rare-earth metals, of radioactive elements or of isotopes  | 437383,44 |
| 29      | Organic chemicals   | 10338,26  |
| 30      | Pharmaceutical products   | 17072,60  |
| 31      | Fertilisers   | 266227,33 |
| 32      | Tanning or dyeing extracts; tannins and their derivatives; dyes, pigments and other colouring matter; paints and varnishes; putty and other mastics; inks   | 19071,92  |
| 33      | Essential oils and resinoids; perfumery, cosmetic or toilet preparations  | 10308,22  |
| 34      | Soap, organic surface-active agents, washing preparations, lubricating preparations, artificial waxes, prepared waxes, polishing or scouring preparations, candles and similar articles, modelling pastes, 'dental waxes' and dental preparations with a basis of plaster | 14186,59  |




| HS code | Name   | Value     |
|---------|--|-----------|
| 35      | Albuminoidal substances; modified starches; glues; enzymes   | 7536,15   |
| 36      | Explosives; pyrotechnic products; matches; pyrophoric alloys; certain combustible preparations   | 183,46    |
| 37      | Photographic or cinematographic goods  | 1234,12   |
| 38      | Miscellaneous chemical products  | 39935,06  |
| 39      | Plastics and articles thereof  | 296131,34 |
| 40      | Rubber and articles thereof  | 13273,82  |
| 41      | Raw hides and skins (other than furskins) and leather  | 33813,80  |
| 42      | Articles of leather; saddlery and harness; travel goods, handbags and similar containers; articles of animal gut (other than silkworm gut) | 8072,97   |
| 43      | Furskins and artificial fur; manufactures thereof  | 759,50    |
| 44      | Wood and articles of wood; wood charcoal   | 12371,56  |
| 45      | Cork and articles of cork  | 0,02      |
| 46      | Manufactures of straw, of esparto or of other plaiting materials; basketware and wickerwork  | 9,80      |
| 47      | Pulp of wood or of other fibrous cellulosic material; recovered (waste and scrap) paper or paperboard                                      | 34750,32  |




| HS code | Name  | Value      |
|---------|---|------------|
| 48      | Paper and paperboard; articles of paper pulp, of paper or of paperboard   | 45804,28   |
| 49      | Printed books, newspapers, pictures and other products of the printing industry; manuscripts, typescripts and plans | 3039,43    |
| 50      | Silk  | 57075,46   |
| 51      | Wool, fine or coarse animal hair; horsehair yarn and woven fabric   | 1503,41    |
| 52      | Cotton  | 1173717,46 |
| 53      | Other vegetable textile fibres; paper yarn and woven fabrics of paper yarn  | 1356,91    |
| 54      | Man-made filaments; strip and the like of man-made textile materials  | 8491,77    |
| 55      | Man-made staple fibres  | 39494,01   |
| 56      | Wadding, felt and nonwovens; special yarns; twine, cordage, ropes and cables and articles thereof                   | 41524,35   |
| 57      | Carpets and other textile floor coverings   | 49103,85   |
| 58      | Special woven fabrics; tufted textile fabrics; lace; tapestries; trimmings; embroidery                              | 11430,24   |
| 59      | Impregnated, coated, covered or laminated textile fabrics; textile articles of a kind suitable for industrial use   | 2831,84    |







| HS code | Name  | Value      |
|---------|---|------------|
| 60      | Knitted or crocheted fabrics  | 265718,52  |
| 61      | Articles of apparel and clothing accessories, knitted or crocheted  | 727960,54  |
| 62      | Articles of apparel and clothing accessories, not knitted or crocheted  | 105086,88  |
| 63      | Other made-up textile articles; sets; worn clothing and worn textile articles; rags   | 172293,03  |
| 64      | Footwear, gaiters and the like; parts of such articles  | 29316,54   |
| 65      | Headgear and parts thereof  | 5827,14    |
| 66      | Umbrellas, sun umbrellas, walking sticks, seat-sticks, whips, riding-crops and parts thereof  | 5,81       |
| 67      | Prepared feathers and down and articles made of feathers or of down; artificial flowers; articles of human hair   | 596,47     |
| 68      | Articles of stone, plaster, cement, asbestos, mica or similar materials   | 47476,64   |
| 69      | Ceramic products  | 59748,08   |
| 70      | Glass and glassware   | 21553,63   |
| 71      | Natural or cultured pearls, precious or semi-precious stones, precious metals, metals clad with precious metal, and articles thereof; imitation jewellery; coin | 6987173,47 |



| HS code | Name  | Value     |
|---------|---|-----------|
| 72      | Iron and steel  | 169952,16 |
| 73      | Articles of iron or steel   | 28473,87  |
| 74      | Copper and articles thereof   | 919423,42 |
| 75      | Nickel and articles thereof   | 983,04    |
| 76      | Aluminium and articles thereof  | 35040,46  |
| 78      | Lead and articles thereof   | 1,00      |
| 79      | Zinc and articles thereof   | 130157,82 |
| 80      | Tin and articles thereof  | 0,00      |
| 81      | Other base metals; cermets; articles thereof  | 43921,79  |
| 82      | Tools, implements, cutlery, spoons and forks, of base metal; parts thereof of base metal  | 1677,21   |
| 83      | Miscellaneous articles of base metal  | 24153,49  |
| 84      | Nuclear reactors, boilers, machinery and mechanical appliances; parts thereof   | 361451,01 |
| 85      | Electrical machinery and equipment and parts thereof; sound recorders and reproducers, television image and sound recorders and reproducers, and parts and accessories of such articles | 229109,13 |




| HS code | Name  | Value     |
|---------|---|-----------|
| 86      | Railway or tramway locomotives, rolling stock and parts thereof; railway or tramway track fixtures and fittings and parts thereof; mechanical (including electromechanical) traffic signalling equipment of all kinds                               | 27292,24  |
| 87      | Vehicles other than railway or tramway rolling stock, and parts and accessories thereof   | 410548,17 |
| 88      | Aircraft, spacecraft, and parts thereof   | 67847,83  |
| 89      | Ships, boats and floating structures  | 161,10    |
| 90      | Optical, photographic, cinematographic, measuring, checking, precision, medical or surgical instruments and apparatus; parts and accessories thereof  | 17356,14  |
| 91      | Clocks and watches and parts thereof  | 535,25    |
| 92      | Musical instruments; parts and accessories of such articles   | 80,08     |
| 94      | Furniture; bedding, mattresses, mattress supports, cushions and similar stuffed furnishings; luminaires and lighting fittings, not elsewhere specified or included; illuminated signs, illuminated nameplates and the like; prefabricated buildings | 14094,23  |



| HS code | Name   | Value                  |
|---------|--|------------------------|
| 95      | Toys, games and sports requisites; parts and accessories thereof | 7204,56                |
| 96      | Miscellaneous manufactured articles                              | 18428,56               |
| 97      | Works of art, collectors' pieces and antiques                    | 377,72                 |
| 98      | Complete industrial plant  | 34753,10               |
| 99      | Special combined nomenclature codes                              | 4419962,93             |
|         |  | <b>Σ 20 470 232,22</b> |

### The main share of exports went to:

- services - \$2.936 billion,
- energy and oil products - 532 million dollars,
- ferrous and non-ferrous metals - \$947.7 million,
- chemical products and chemical products - \$761.2 million dollars,
- machinery and equipment - 695.2 million dollars,
- gold - 5,637.5 billion dollars,
- food products - 1.130 billion dollars.

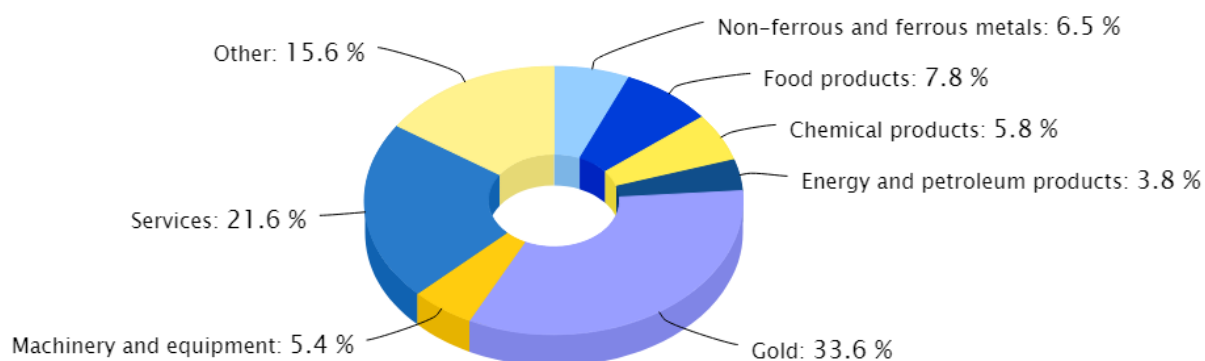



### Export statistics for January-October 2023

In percentage ratio the statistics of export turnover for 10 months of 2023, according to the Ministry of Investment, Industry and Trade of the Republic of Uzbekistan, is as follows:

- gold - 33.6%,
- services - 21.6%,
- other - 15.6%,
- food products - 7.8%,
- non-ferrous and ferrous metals - 6.5%,
- chemical products and products thereof - 5.8%,
- machinery and equipment - 5.4%,
- energy carriers and petroleum products - 3.8%

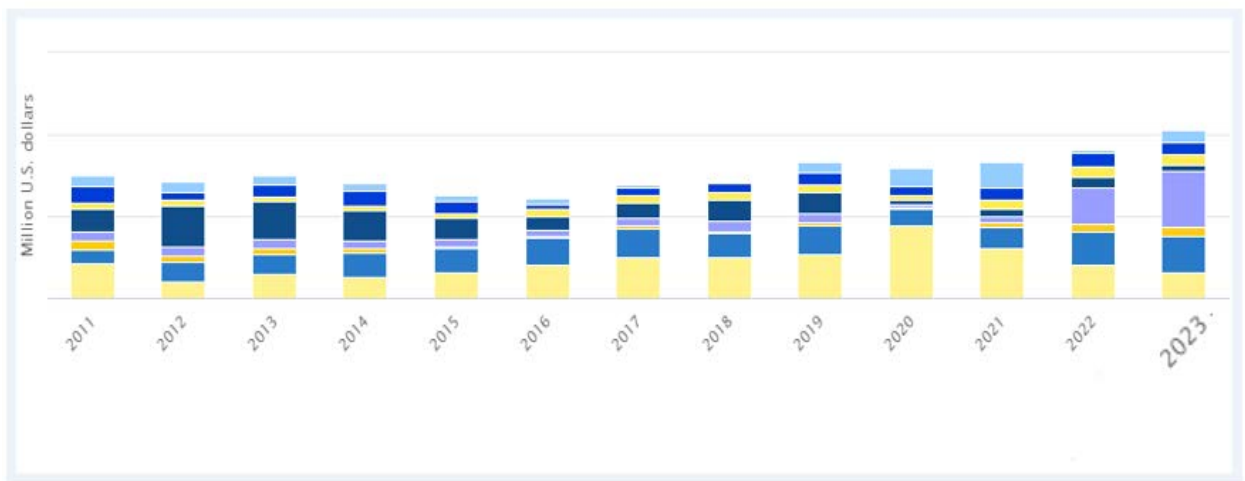
### Export statistics for January-October 2023





## Export dynamics

(2011- to 2023 (January-October))



- Non-ferrous and ferrous metals
- Food products
- Chemical products
- Energy and petroleum products
- Gold
- Machinery and equipment
- Services
- Other

In January-July 2023, foreign trade turnover amounted to 34.976 billion dollars.

In the reporting period, exports amounted to 14.954 billion dollars.

The negative balance of foreign trade turnover amounted to 5.07 billion dollars.

